
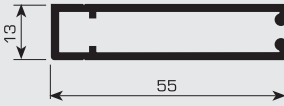
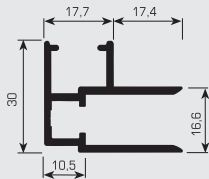
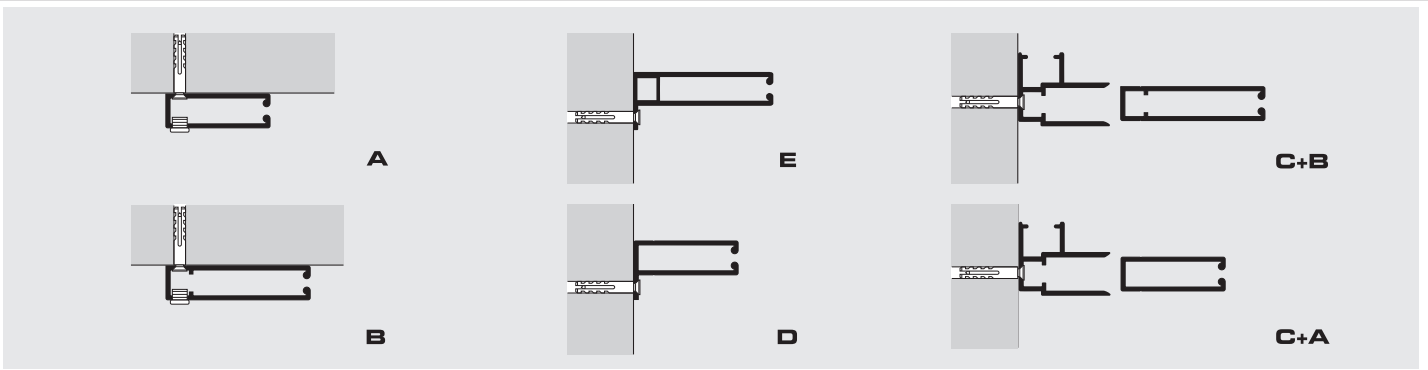
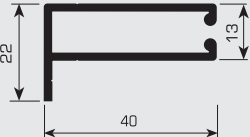
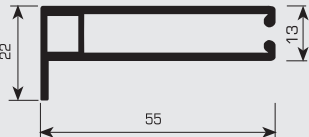
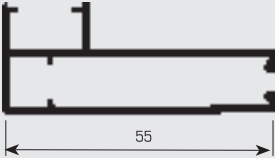



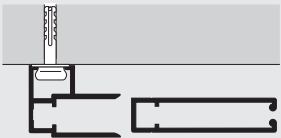
APLICAÇÃO DE GUIAS LATERAIS - CALHA SUPERIOR

| | A | B | C |
|----------------------------------|---|--|---|
| |  |  |  |
| | 40 x 13 mm | 55 x 13 mm | 24 x 45 : 60 mm |
| Mola | X | X | X |
| Corrente com Mola Desaceleradora | X | X | X |
| Corrente Simples | X | X | X |
| Corrente Desmultiplicada | X | X | X |
| Motor Tubo de 40mm | X | X | X |
| Motor Tubo de 50mm | X | X | X |
| Mola - Caixa 45mm | X | X | |
| Mola - Caixa 63mm | X | X | |
| Mola - Caixa 83mm | X | X | |
| Corrente - Caixa 45mm | X | X | |
| Corrente - Caixa 63mm | X | X | X |
| Corrente - Caixa 83mm | X | X | X |
| Eléctrico - Caixa 63mm | X | X | X |
| Eléctrico - Caixa 83mm | X | X | X |
| Eléctrico - Caixa 110mm | X | X | X |


APLICAÇÕES



| D | E | F | G |
|--|---|--|---|
|  |  |  |  |
| 40 x 22 mm | 55 x 22 mm | 55 mm | 50 x 10 mm |
| X | X | X | X |
| X | X | X | X |
| X | X | X | X |
| X | X | X | |
| X | X | X | |
| X | X | X | |
| X | X | X | |
| X | X | X | |
| X | X | X | |
| X | X | | |
| X | X | X | |
| X | X | X | |
| X | X | X | |
| X | X | X | |
| X | X | X | |



C+B



F



C+A